



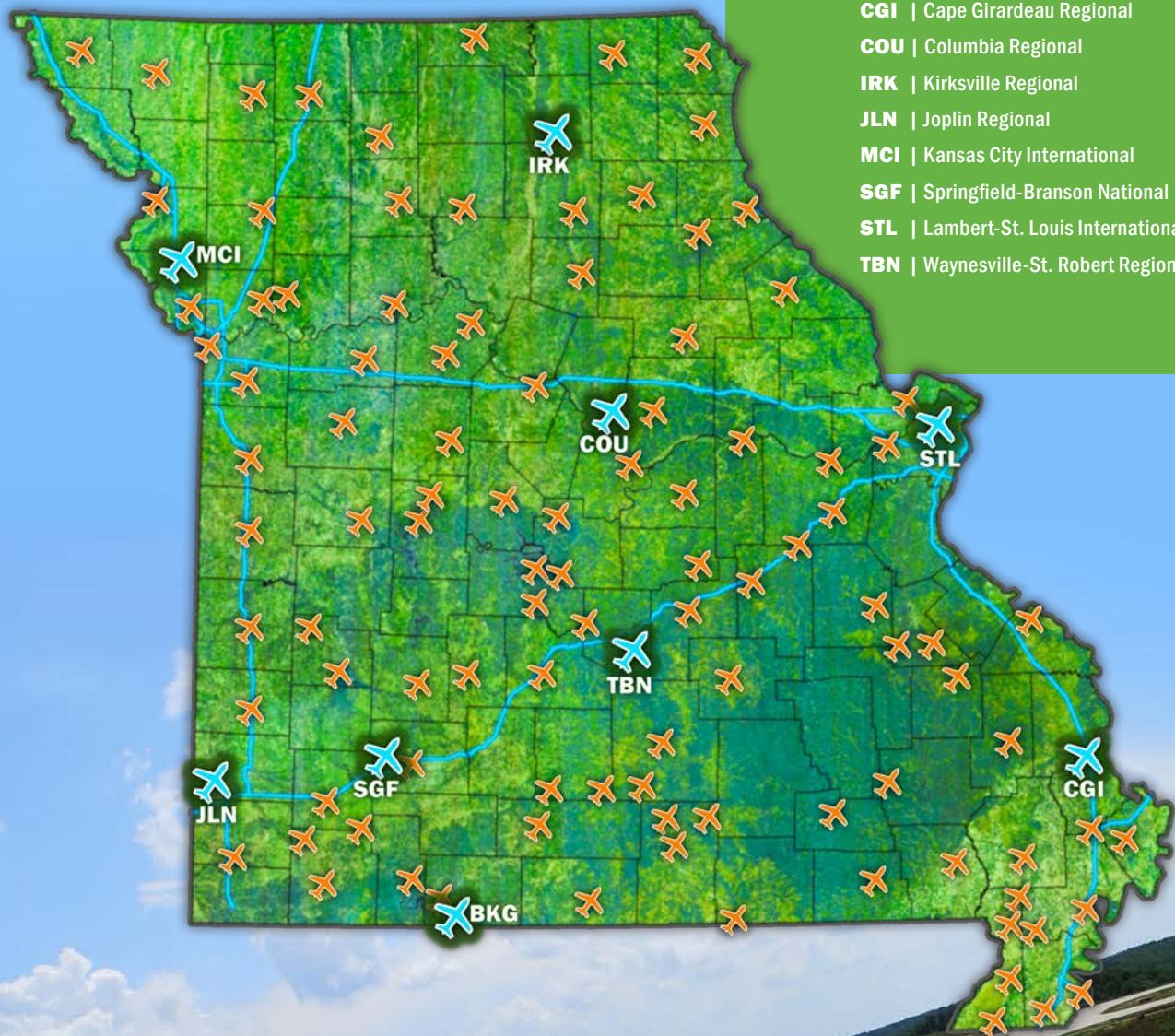
## Executive Summary

# Missouri Statewide Airports Economic Impact Study





## Missouri: A System of Airports







## Contributions to the Statewide Economy

Missouri's airport system makes valuable contributions to the communities it serves, providing access to the state 24 hours a day, 7 days a week, 365 days a year. While the main role an airport serves is to provide safe access to the local community, airports are also a dynamic part of the economy. Missouri's public use airports are an economic anchor, contributing to each community's economic base by creating jobs and supporting a wide range of business activities.

The Missouri Department of Transportation's Aviation Section manages programs that support the operation and development of a statewide airport system. This study's analysis focused upon nine commercial service and 99 public use general aviation airports. These airports were the focus of this study's analysis and calculation of benefits. Missourians rely on and receive a return from operation of the airport system. This study measures the economic benefits attributable to this system. The study examines both the direct and spin-off contributions that an airport provides to the Missouri economy in terms of jobs, payroll, and output. Other qualitative benefits of the airport system were also identified as part of the analysis.

Missouri's airports provide a significant contribution to local, regional, and statewide economies. Major study findings include:

- The economic contribution of Missouri airports has grown 17.1 percent over the last decade despite the economic recession that began in 2007. The growth has been fueled by an increase in corporate/business aviation activity.
- Airports support unique and diversified businesses and users. These users rely on the airport system in a variety of ways, and many use Missouri's airport system daily.
- Airports directly and indirectly generated \$11.1 billion in output in 2012, or 4.3 percent of the State's Gross Product. Missouri's Gross State Product was \$258 billion in 2012.
- This output translates into 100,621 jobs—approximately one of every 35 jobs in Missouri—with employee compensation per annum averaging more than \$31,000.

# Methodology for Analyzing Economic Impacts

Federal Aviation Administration guidelines were followed during the analysis of economic impacts of airports in Missouri. Economic impacts are classified into four categories: direct, indirect, induced (multiplier), and total.

## Direct Impacts:

Missouri airports create direct economic impacts based on the sales, wages, and employment generated by on-airport business activity. The data for direct impacts was collected as part of a comprehensive survey effort completed by airport management and aviation-related on-airport businesses or tenants. Common direct impacts stem from airport businesses such as fixed-base operators and aircraft maintenance providers.

## Indirect Impacts:

In 2012, an estimated 6.2 million visitors arrived in Missouri via commercial service airports, and an additional 264,000 visitors arrived on general aviation aircraft. These visitors produce indirect economic impacts through expenditures on food, hotels, entertainment, recreational activities, transportation, shopping and other items. These expenditures support additional aviation-related jobs, payroll, and output. The indirect impact data was collected through surveys of visitors departing on scheduled commercial service airline flights and visiting pilots and passengers departing on general aviation aircraft flights.

## Induced Impacts:

An induced impact on the economy is created by airports through the “spin-off” effect of users purchasing goods and services from other local businesses, and through workers spending wages and other income for household goods and services. This is commonly referred to as the “multiplier effect.” IMPLAN, a nationally recognized input-output model, was used to quantify the induced or multiplier impacts using Missouri-specific multipliers.

## Total Impacts:

The total annual economic impacts associated with Missouri airports are the sum of direct, indirect, and induced impacts.







## Total Statewide Impacts



### ECONOMIC BENEFITS

The economic benefits of Missouri's airports are expressed in terms of jobs, payroll, and output.

- **Jobs** represents the number of people who are employed.
- **Payroll** represents the total annual wages, salaries, and benefits paid to all workers.
- **Output** measures the value of goods, services and capital expenditures.

There are currently 100,621 jobs in Missouri that are in some way connected to the airport system and its activities. These jobs have an annual estimated payroll of \$3.1 billion. When all economic activities are considered, total annual economic output associated with the system of airports in Missouri is estimated at \$11.1 billion.

When this study was last completed in 2002, the aviation industry and the U.S. economy as a whole were on a positive path of recovery after the events of 9/11. Since 2002, numerous changes have occurred in the aviation industry, including American Airlines' removal of its hub in St. Louis and a drop in aviation activity that accompanied the economic downturn that began in 2007. General aviation's nature has evolved to a much higher focus on support of business and less recreational activity. Even with these changes, airports in Missouri continue to be a substantial contributor in terms of jobs. Since 2002, the output of Missouri's airports has increased by over \$1 billion, demonstrating the value of the industry to the State's overall economy.

**TOTAL JOBS**  
**100,621**

**TOTAL PAYROLL**  
**\$3,128,646,000**

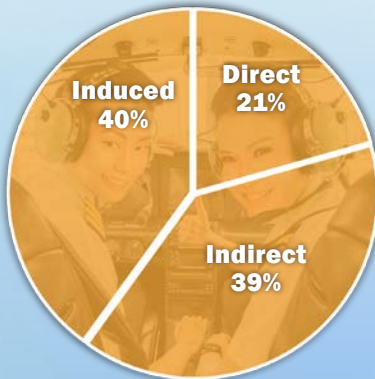
**TOTAL OUTPUT**  
**\$11,101,699,000**




For all three of the economic impact indicators, the relationship of activity directly occurring at the airports generally represents between 21 and nearly 40 percent, while visitor impacts range from 23 to 39 percent and induced or “spin-off” impacts average 38 percent of the total impact. The range of the indicators reveals that the jobs at the airports are higher paying and that aviation visitors generate a high number of jobs. The indirect and induced impacts demonstrate that, overall, for every direct job there are at least two more jobs created by the operation of the airport system in the statewide economy.

Statewide Total Airport Economic Impacts	Direct (On Airport Businesses)	Indirect (Visitor)	Induced (Multiplier)	Total
<b>Jobs</b>	<b>21,400</b>	<b>39,213</b>	<b>40,008</b>	<b>100,621</b>
<b>Payroll</b>	<b>\$1,169,385,000</b>	<b>\$842,835,000</b>	<b>\$1,116,426,000</b>	<b>\$3,128,646,000</b>
<b>Output</b>	<b>\$4,138,213,000</b>	<b>\$2,551,803,000</b>	<b>\$4,411,683,000</b>	<b>\$11,101,699,000</b>

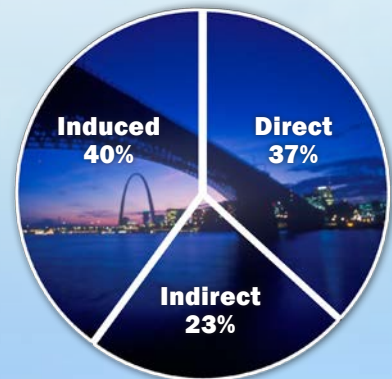
**JOBS**



**PAYROLL**



**OUTPUT**



# Commercial Service Airports' Economic Impacts



Missouri's system of commercial service airports provides access to destinations all over the world. In 2012, nearly 12 million passengers boarded flights at one of Missouri's commercial service airports. More than 6.2 million of the passengers were visitors arriving for business, recreational, or personal reasons. The commercial service airports support a wide variety of on-airport businesses, from the airlines that carry passengers and cargo, to restaurants, rental cars, and other concessions.

In addition, these commercial service airports also generate considerable general aviation activity on a daily basis. They link general aviation users to regional, national, and international markets for both business and recreational purposes. These airports often offer fixed-base operators with services such as typical aircraft servicing, fuel, maintenance and repair services, hangar and tie-down rentals, and passenger and flight crew amenities.



Commercial Airports Statewide Impacts	Direct (On Airport Businesses)	Indirect (Visitor)	Induced (Multiplier)	Total
<b>Jobs</b>	<b>17,443</b>	<b>38,350</b>	<b>37,379</b>	<b>93,172</b>
<b>Payroll</b>	<b>\$976,411,000</b>	<b>\$825,576,000</b>	<b>\$1,026,591,000</b>	<b>\$2,828,578,000</b>
<b>Output</b>	<b>\$3,551,056,000</b>	<b>\$2,515,643,000</b>	<b>\$4,177,907,000</b>	<b>\$10,244,606,000</b>





ASSOCIATED CITY	AIRPORT NAME	AIRPORT CODE	TOTAL JOBS	TOTAL PAYROLL	TOTAL OUTPUT
Branson	Branson	BKG	1,460	\$35,044,000	\$91,137,000
Cape Girardeau	Cape Girardeau Regional	CGI	202	\$6,361,000	\$19,477,000
Columbia	Columbia Regional	COU	745	\$26,925,000	\$87,179,000
Joplin	Joplin Regional	JLN	248	\$10,292,000	\$26,927,000
Kansas City	Kansas City International	MCI	60,786	\$1,550,032,000	\$5,869,520,000
Kirksville	Kirksville Regional	IRK	56	\$2,029,000	\$6,139,000
Springfield	Springfield-Branson National	SGF	4,454	\$154,280,000	\$402,017,000
St. Louis	Lambert-St. Louis International	STL	24,925	\$1,034,888,000	\$3,716,005,000
Waynesville	Waynesville-St. Robert Regional At Forney Field	TBN	297	\$8,727,000	\$26,205,000
<b>COMMERCIAL AIRPORTS TOTAL</b>			<b>93,172</b>	<b>\$2,828,578,000</b>	<b>\$10,244,606,000</b>

Note: Employment total may not equal sum of figures due to rounding.

## Summary of Total Impacts by General Aviation Airports

Missouri's 99 public use general aviation airports support a wide variety of functions ranging from corporate travel to pilot training to recreational flying to agricultural spraying to police and fire protection. Like commercial service airports, the economic impacts stem from an airport's businesses and the aviation services they provide, as well as expenditures by visitors who use the general aviation airports. It is estimated that 264,000 visitors arrive annually to the state's public use general aviation airports. On-airport capital or construction projects also serve as a source of economic activity.

ASSOCIATED CITY	AIRPORT NAME	AIRPORT CODE	TOTAL JOBS	TOTAL PAYROLL	TOTAL OUTPUT
Albany	Albany Municipal	K19	2	\$36,000	\$207,000
Aurora	Jerry Sumners Sr. Aurora Municipal	2H2	12	\$334,000	\$1,377,000
Ava	Ava Bill Martin Memorial	AOV	4	\$158,000	\$627,000
Bethany	Bethany Memorial	75K	0	\$0	\$6,000
Bismarck	Bismarck Memorial	H57	4	\$120,000	\$594,000
Bolivar	Bolivar Municipal	M17	36	\$827,000	\$2,301,000
Boonville	Jesse Viertel Memorial	VER	13	\$353,000	\$1,506,000
Bowling Green	Bowling Green Municipal	H19	6	\$143,000	\$1,160,000
Branson	M. Graham Clark Downtown	PLK	46	\$1,356,000	\$4,751,000
Branson West	Branson West Municipal-Emerson Field	FWB	27	\$580,000	\$2,388,000
Brookfield	North Central Missouri Regional	MO8	4	\$60,000	\$816,000
Buffalo	Buffalo Municipal	H17	1	\$32,000	\$114,000
Butler	Butler Memorial	BUM	19	\$497,000	\$1,329,000
Cabool	Cabool Memorial	TVB	10	\$213,000	\$759,000
Camdenton	Camdenton Memorial	H21	17	\$463,000	\$2,353,000
Cameron	Cameron Memorial	EZZ	16	\$412,000	\$1,296,000
Campbell	Campbell Municipal	34M	8	\$184,000	\$1,379,000
Carrollton	Carrollton Memorial	K26	4	\$113,000	\$403,000
Caruthersville	Caruthersville Memorial	M05	12	\$335,000	\$1,523,000
Cassville	Cassville Municipal	94K	6	\$104,000	\$433,000
Charleston	Mississippi County	CHQ	1	\$15,000	\$209,000
Chillicothe	Chillicothe Municipal	CHT	14	\$339,000	\$751,000
Clinton	Clinton Memorial	GLY	9	\$209,000	\$1,898,000
Cuba	Cuba Municipal	UBX	5	\$68,000	\$507,000
Dexter	Dexter Municipal	DXE	20	\$357,000	\$1,449,000
Doniphan	Doniphan Municipal	X33	1	\$27,000	\$63,000
El Dorado Springs	El Dorado Springs Memorial	87K	2	\$33,000	\$84,000
Eldon	Eldon Model Airpark	H79	16	\$365,000	\$1,842,000
Excelsior Springs	Excelsior Springs Memorial	3EX	4	\$114,000	\$411,000
Farmington	Farmington Regional	FAM	39	\$1,154,000	\$4,609,000
Fredericktown	A. Paul Vance-Fredericktown Regional	H88	6	\$126,000	\$742,000
Fulton	Elton Hensley Memorial	FTT	20	\$531,000	\$1,645,000
Gainesville	Gainesville Memorial	H27	2	\$41,000	\$49,000
Gideon	Gideon Memorial	M85	8	\$160,000	\$798,000
Hannibal	Hannibal Regional	HAE	21	\$339,000	\$2,170,000
Harrisonville	Lawrence Smith Memorial	LRV	22	\$701,000	\$2,251,000
Hermann	Hermann Municipal	63M	1	\$19,000	\$42,000
Higginsville	Higginsville Industrial Municipal	HIG	13	\$270,000	\$1,128,000
Hornersville	Hornersville Memorial	37M	6	\$154,000	\$971,000
Houston	Houston Memorial	M48	3	\$77,000	\$351,000
Jefferson City	Jefferson City Memorial	JEF	250	\$8,730,000	\$21,849,000
Kahoka	Kahoka Municipal	OH7	1	\$19,000	\$45,000
Kaiser Lake Ozark	Lee C. Fine Memorial	AIZ	14	\$426,000	\$2,823,000
Kansas City	Charles B. Wheeler Downtown	MKC	692	\$29,373,000	\$83,733,000
Kennett	Kennett Memorial	TKX	48	\$1,257,000	\$3,328,000
Lamar	Lamar Municipal	LLU	12	\$347,000	\$1,285,000
Lebanon	Floyd W. Jones - Lebanon	LBO	27	\$676,000	\$2,285,000
Lee's Summit	Lee's Summit Municipal	LXT	63	\$1,887,000	\$9,204,000
Lincoln	Lincoln Municipal	OR2	1	\$21,000	\$51,000
Linn	Linn State Technical College	1H3	1	\$28,000	\$94,000
Macon	Macon-Fower Memorial	K89	17	\$486,000	\$2,053,000



General Aviation Airports Statewide Impacts	Direct (On Airport Businesses)	Indirect (Visitor)	Induced (Multiplier)	Total
<b>Jobs</b>	<b>3,957</b>	<b>863</b>	<b>2,629</b>	<b>7,449</b>
<b>Payroll</b>	<b>\$192,974,000</b>	<b>\$17,259,000</b>	<b>\$89,835,000</b>	<b>\$300,068,000</b>
<b>Output</b>	<b>\$587,157,000</b>	<b>\$36,160,000</b>	<b>\$233,776,000</b>	<b>\$857,093,000</b>

ASSOCIATED CITY	AIRPORT NAME	AIRPORT CODE	TOTAL JOBS	TOTAL PAYROLL	TOTAL OUTPUT
Malden	Malden Regional	MAW	49	\$1,467,000	\$5,496,000
Mansfield	Mansfield Municipal	03B	1	\$23,000	\$68,000
Marble Hill	Ira Biffle Airfield	0T3	2	\$43,000	\$103,000
Marshall	Marshall Memorial Municipal	MHL	13	\$320,000	\$1,821,000
Maryville	Northwest Missouri Regional	EVU	11	\$335,000	\$1,656,000
Memphis	Memphis Memorial	03D	1	\$27,000	\$142,000
Mexico	Mexico Memorial	MYJ	50	\$1,230,000	\$3,413,000
Moberly	Omar N. Bradley	MBY	12	\$227,000	\$2,165,000
Monett	Monett Regional	HFJ	82	\$4,222,000	\$13,126,000
Monroe City	Capt. Ben Smith Airfield - Monroe City	K52	2	\$52,000	\$166,000
Monticello	Lewis County Regional	6M6	1	\$26,000	\$60,000
Mosby	Midwest National Air Center	GPH	30	\$1,140,000	\$4,403,000
Mount Vernon	Mount Vernon Municipal	2MO	2	\$49,000	\$421,000
Mountain Grove	Mountain Grove Memorial	1MO	8	\$205,000	\$1,171,000
Mountain View	Mountain View	MNF	15	\$357,000	\$1,118,000
Neosho	Neosho Hugh Robinson	EOS	5	\$120,000	\$341,000
Nevada	Nevada Municipal	NVD	22	\$562,000	\$2,362,000
New Madrid	County Memorial	EIW	16	\$333,000	\$1,315,000
Osage Beach	Grand Glaize - Osage Beach	K15	15	\$482,000	\$1,160,000
Perryville	Perryville Municipal	K02	389	\$15,358,000	\$41,358,000
Piedmont	Piedmont Municipal	PYN	4	\$144,000	\$207,000
Poplar Bluff	Poplar Bluff Municipal	POF	66	\$1,742,000	\$5,762,000
Potosi	Washington County	8WC	8	\$209,000	\$1,256,000
Richland	Richland Municipal	MO1	0	\$7,000	\$37,000
Rolla/Vichy	Rolla National	VIH	141	\$5,653,000	\$28,455,000
Salem	Salem Memorial	K33	5	\$129,000	\$401,000
Sedalia	Sedalia Regional	DMO	27	\$1,065,000	\$3,629,000
Shelbyville	Shelby County	6K2	2	\$61,000	\$380,000
Sikeston	Sikeston Memorial Municipal	SIK	20	\$459,000	\$3,630,000
Slater	Slater Memorial	9K5	0	\$2,000	\$47,000
St. Charles	Saint Charles County Smartt	SET	82	\$2,363,000	\$7,000,000
St. Clair	Saint Clair Regional	K39	3	\$69,000	\$191,000
St. Joseph	Rosecrans Memorial	STJ	1,437	\$92,284,000	\$162,318,000
St. Louis	Spirit of St Louis	SUS	3,040	\$107,552,000	\$354,950,000
Steele	Steele Municipal	M12	15	\$537,000	\$4,844,000
Stockton	Stockton Municipal	MO3	3	\$88,000	\$452,000
Sullivan	Sullivan Regional	UUV	37	\$1,075,000	\$3,876,000
Tarkio	Gould Peterson Municipal	K57	5	\$128,000	\$607,000
Thayer	Thayer Memorial	42M	2	\$52,000	\$122,000
Trenton	Trenton Municipal	TRX	28	\$688,000	\$2,184,000
Unionville	Unionville Municipal	K43	3	\$75,000	\$239,000
Van Buren	Bollinger-Crass Memorial	MO5	4	\$85,000	\$739,000
Versailles	Roy Otten Memorial Airfield	3VS	22	\$668,000	\$1,287,000
Warrensburg	Skyhaven	RCM	110	\$2,187,000	\$11,390,000
Warsaw	Warsaw Municipal	RAW	5	\$108,000	\$765,000
Washington	Washington Regional	FYG	12	\$303,000	\$1,492,000
West Plains	West Plains Regional	UNO	50	\$961,000	\$4,613,000
Willow Springs	Willow Springs Memorial	1H5	6	\$127,000	\$313,000
<b>GENERAL AVIATION AIRPORTS TOTAL</b>			<b>7,449</b>	<b>\$300,068,000</b>	<b>\$857,093,000</b>

Note: Employment total may not equal sum of figures due to rounding.

# Missouri's Unique Aviation Businesses and Activities



1

## H&H COLOR LAB

H&H Color Lab has served professional photographers out of its Raytown headquarters for the last 40 years. H&H Color Lab provides high quality photo printing and specialty photography products to small professional photographers located in every state in the U.S. and several other countries. The company, which prides itself on setting the industry standard for customer service, has a corporate flight department and two airplanes located at Lee's Summit Municipal Airport. The use of corporate aircraft has helped H&H Color Lab obtain its reputation for world class customer service. The company uses aircraft to deliver products in emergency or time-constrained situations, allows management to resolve issues face-to-face, and provides an opportunity to personally meet with nearly every client. In addition, flying out of Lee's Summit Municipal Airport provides H&H Color Lab executives and staff flexibility in destinations and scheduling, time savings, and convenience. The company's aircraft are also equipped with Wi-Fi to help employees work as efficiently as possible.



2

## ZENITH AIRCRAFT COMPANY

Founded in 1992, the Zenith Aircraft Company is one of the few companies in the world that manufacture kit aircraft for sport pilot use. The unique facility in Mexico stresses high quality design and production of kitplanes utilizing state-of-the-art tools and equipment. Kit-built aviation enthusiasts from around the world come to the factory to attend workshops and try out aircraft before they purchase an airframe kit.



3

## WINGS OF HOPE

Spirit of St. Louis is home to the World Headquarters for the Nobel Peace Prize nominee Wings of Hope, a nonprofit organization delivering humanitarian programs to the impoverished around the

world. As the largest aviation charity in the world, the mission of Wings of Hope is to help people in need of free air transportation for medical and humanitarian purposes. The organization has a crew of hundreds of volunteer pilots, mechanics, and other members that enjoy giving the gift of hope to passengers.



4

## CAPE COPTERS

Located in southeastern Missouri, Cape Copters offers rotorcraft flight instruction, aerial photography, maintenance and repair services, introductory flights, as well as aircraft sales. Cape Copters was founded by Paul Salmon and Dean Houseman at the Cape Girardeau Regional Airport. The company offers both locals and visitors of the area an opportunity to see the world from a different perspective.



Throughout Missouri there are many aviation-related employers located at airports. Activities of these businesses and their employees are a significant source of economic benefit. Examples of on-airport businesses include:

- Airlines
- Fixed-base operators
- Air cargo providers
- Aircraft maintenance
- Aircraft manufacturers
- Rental car companies
- Restaurants
- Agricultural applicators
- Government



**5** **BARON AVIATION SERVICES**

Baron Aviation Services owns a fleet of 33 Cessna 208 (C-208) aircraft that operate as FedEx air cargo feeder service throughout the south central U.S. Baron Aviation Services has been in business for nearly 40 years, serving the air cargo needs of Missourians by transporting packages to facilitate business transport of important goods.



**6** **OzAIR CHARTER SERVICES**

OzAir Charter Services offers customizable jet charter service for Springfield area businesses and individuals to over 5,000 airports throughout the U.S., Canada, Caribbean, and Mexico. OzAir began operations in 2007 at Springfield-Branson National Airport and today has a fleet of eight aircraft. The company arranges everything a passenger would need for a high-end service experience, from inflight food and beverages to ground transportation, hotels, and entertainment. These services are highly sought after by numerous businesses and others who travel by private air charter. In addition, OzAir offers aircraft management services and aircraft maintenance to other aircraft owners.

# Airports Enhance Missouri's Quality of Life

In addition to their quantifiable economic benefits, Missouri's airports also add to the quality of life for residents. The airports support a wide variety of recreational flying such as soaring, parachuting, and flight training. They also provide access to numerous recreational areas of the State including hunting and fishing preserves, parks, and resort areas. Additional benefits of Missouri's airports include:

- Patient transfer to medical facilities
- Medical doctor transport
- Agricultural application
- Search and rescue
- Traffic monitoring
- Forestry
- Real estate
- Disaster relief staging areas

Various state and federal agencies use the system of airports to support:

- Law enforcement/prisoner transport
- Natural resource monitoring (pipeline, electric, etc.)
- Aerial mapping





## MISSOURI AIRPORTS ARE CRITICAL TO THE SUCCESS OF LOCAL BUSINESSES

A strong aviation system in Missouri helps attract, maintain, and support business and industry growth while creating jobs statewide. Many businesses in Missouri depend on airports to efficiently move people, goods, equipment, and products. Some businesses own or charter general aviation aircraft, many have employees that travel regularly on commercial airlines, others have customers or suppliers who use the airport system to reach them, and a high number rely on air cargo and express services.

### EARL'S FLYING SERVICE

Missouri is one of the top ten agricultural exporting states in the country, playing a major role in the statewide economy. Airports throughout the state support agricultural applications, which in turn support the livelihood of many farmers in the state. Earl's Flying Service, located at Steele Municipal Airport in southeastern Missouri, is a family-owned agricultural spraying business started in 1970 by Earl Lee. Earl's Flying Service sprays over 250,000 acres per year at farms in southern Missouri, northern Arkansas, and eastern Tennessee. In addition to aerial application, Earl's Flying Service is on the cutting edge of aerial application technology, assisting with the development of loading trucks, plumbing improvements to increase air flow to spreaders, the pilot-controlled hopper door, and improved gate controllers. The company also helps other aerial applicators in the U.S. by calibrating spray equipment and spreaders each year to optimize their performance.

### AIR EVAC LIFETEAM

Air Evac Lifeteam, headquartered in O'Fallon, is a leading provider of air medical transportation to rural communities. Air Evac Lifeteam delivers air medical transportation services throughout Missouri and 14 other states. The company was established in West Plains, Missouri, in 1985 and today has grown to be the largest independently owned and operated membership-supported air ambulance service in the U.S. In addition, they operate the world's largest fleet of Bell 206 Long Ranger helicopters.

Air Evac Lifeteam currently operates at over 100 bases across the U.S., including the following Missouri airports:

- West Plains – Regional maintenance facility
- Spirit of St. Louis– Pilot training facility
- Salem – Rotor-wing air ambulance base
- Poplar Bluff – Fixed-wing and rotor-wing air ambulance base

### 139TH AIRLIFT WING AND ADVANCED AIRLIFT TACTICS TRAINING CENTER

Based at Rosecrans Memorial Airport, the 139th Airlift Wing of the Missouri Air National Guard flies C-130H aircraft. The Advanced Airlift Tactics Training Center at Rosecrans trains crews from all components of the U.S. Armed Services, as well as allies from around the world. St. Joseph's 139th Airlift Wing provides the state and nation with immediately deployable, combat-ready C-130H aircraft. The Wing's pilots and crews have flown missions in Operations Just Cause, Volant Oak, Desert Shield, Desert Storm, Iraqi Freedom and Enduring Freedom.

The MoDOT Aviation Section would like to thank Missouri airports, passengers, airport users, tenants, and stakeholders for their valuable input and participation on this project.



Like us on Facebook:  
[facebook.com/MoDOTStatewide](https://facebook.com/MoDOTStatewide)



Follow us on Twitter:  
[twitter.com/modot](https://twitter.com/modot)



Check out our blog:  
[modotblog.blogspot.com](https://modotblog.blogspot.com)



Check out our news feed:  
[modot.com/xml/Statewide.xml](https://modot.com/xml/Statewide.xml)



The preparation of this document may have been supported, in part, through the Airport Improvement Program financial assistance from the Federal Aviation Administration as provided under Title 49 U.S.C., Section 47104. The contents do not necessarily reflect the official views or policy of the FAA. Acceptance of this report by the FAA does not in any way constitute a commitment on the part of the United States to participate in any development depicted therein nor does it indicate that the proposed development is environmentally acceptable or would have justification in accordance with appropriate public laws.



- Missouri is served by **nine** commercial service airports in the state and **99** publicly owned, public use general aviation airports.
- Missouri's commercial service airports enplaned nearly **12 million** passengers in 2012.
- Missouri supported approximately **264,000** general aviation visitors at airports in 2012.
- Airports in Missouri support more than **420** on-airport aviation related businesses.
- More than **\$130 million** was invested in the state's airports in 2012 through updates and renovations.
- Missouri airports support **11** scheduled commercial airlines throughout the state.
- More than **195,000** tons of cargo are transported by air in Missouri each year.



Prepared by: Landrum & Brown, Incorporated | 2013